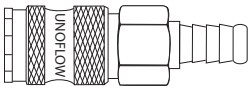




Interchangeability: Cejn 410/411
Material: Standard
Coupling: Brass Nickel Plated
Sleeve: Steel Nickel Plated
Valve: Brass
Plug: Steel Nickel Plated
Seals: NBR

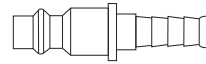
Max. Pressure: 35 Bar
Temp. range: -20 °C - +100 °C
Flow: 3500 l/min

Coupling Hose Barb



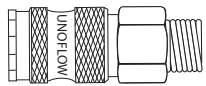
Art. no.	Dim	Price
271006	6mm	
271008	8mm	
271009	9mm	
271010	10mm	
271013	13mm	
271016	16mm	
271019	19mm	

Plug Hose Barb



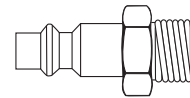
Art. no.	Dim	Price
275006	6mm	
275008	8mm	
275009	9mm	
275010	10mm	
275013	13mm	
275016	16mm	
275019	19mm	

Coupling Tapered Male Threads



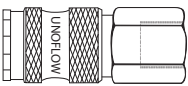
Art. no.	Dim	Price
271113	1/4"	
271117	3/8"	
271121	1/2"	
271126	3/4"	

Plug Tapered Male Threads



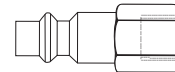
Art. no.	Dim	Price
275113	1/4"	
275117	3/8"	
275121	1/2"	
275126	3/4"	

Coupling Female Threads



Art. no.	Dim	Price
271213	1/4"	
271217	3/8"	
271221	1/2"	
271226	3/4"	

Plug Female Threads



Art. no.	Dim	Price
275213	1/4"	
275217	3/8"	
275221	1/2"	
275226	3/4"	

ALSO AVAILABLE IN OTHER MATERIAL AND VERSION:
 Stainless Steel, Double Shut-Off,

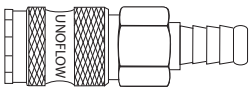




Interchangeability: Cejn 410/411
Material: AISI 316
Coupling: AISI 316
Sleeve: AISI 316
Valve: AISI 316
Plug: AISI 316
Seals: Viton

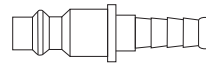
Max. Pressure: 35 Bar
Temp. range: -20 °C - +100 °C
Flow: 3500 l/min

Coupling Hose Barb



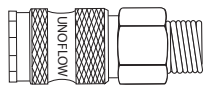
Art. no.	Dim	Price
271006E	6mm	
271008E	8mm	
271009E	9mm	
271010E	10mm	
271013E	13mm	
271016E	16mm	
271019E	19mm	

Plug Hose Barb



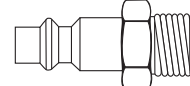
Art. no.	Dim	Price
275006E	6mm	
275008E	8mm	
275009E	9mm	
275010E	10mm	
275013E	13mm	
275016E	16mm	
275019E	19mm	

Coupling Tapered Male Threads



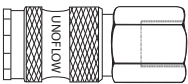
Art. no.	Dim	Price
271113E	1/4"	
271117E	3/8"	
271121E	1/2"	
271126E	3/4"	

Plug Tapered Male Threads



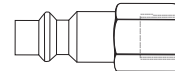
Art. no.	Dim	Price
275113E	1/4"	
275117E	3/8"	
275121E	1/2"	
275126E	3/4"	

Coupling Female Threads



Art. no.	Dim	Price
271213E	1/4"	
271217E	3/8"	
271221E	1/2"	
271226E	3/4"	

Plug Female Threads



Art. no.	Dim	Price
275213E	1/4"	
275217E	3/8"	
275221E	1/2"	
275226E	3/4"	

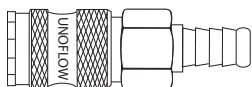


DUOBLE SHUT-OFF



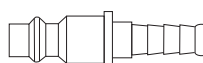
Material:	Standard	Max. Pressure:	35 Bar
Coupling:	Brass Nickel Plated	Temp. range:	-20 °C - +100 °C
Sleeve:	Brass Nickel Plated	Flow:	1100 l/min
Valve:	Brass		
Plug:	Brass Nickel Plated		
Valve:	Brass		
Seals:	NBR		

Coupling
Hose Barb



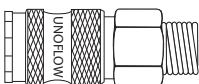
Art. no.	Dim	Price
27B1006	6mm	
27B1008	8mm	
27B1009	9mm	
27B1010	10mm	
27B1013	13mm	
27B1016	16mm	
27B1019	19mm	

Plug
Hose Barb



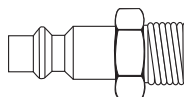
Art. no.	Dim	Price
27B5006	6mm	
27B5008	8mm	
27B5009	9mm	
27B5010	10mm	
27B5013	13mm	
27B5016	16mm	
27B5019	19mm	

Coupling
Tapered Male Threads



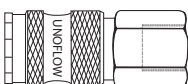
Art. no.	Dim	Price
27B1113	1/4"	
27B1117	3/8"	
27B1121	1/2"	
27B1126	3/4"	

Plug
Tapered Male Threads



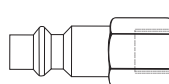
Art. no.	Dim	Price
27B5113	1/4"	
27B5117	3/8"	
27B5121	1/2"	
27B5126	3/4"	

Coupling
Female Threads



Art. no.	Dim	Price
27B1213	1/4"	
27B1217	3/8"	
27B1221	1/2"	
27B1226	3/4"	

Plug
Female Threads



Art. no.	Dim	Price
27B5213	1/4"	
27B5217	3/8"	
27B5221	1/2"	
27B5226	3/4"	

ALSO AVAIBLE IN OTHER MATERIAL AND VERSION:
Stainless Steel, Double Shut-Off,

