

QUICK COUPLING serie 023 & 023E Stainless Steel



Interchangeability: Rectus 23, Cejn 310

| | | |
|------------------|---------------------|---------------------------------|
| Material: | Standard | Stainless Steel AISI 316 |
| Coupling: | Brass Nickel Plated | Aisi 316 |
| Sleeve: | Steel Nickel Plated | AISI 316 |
| Valve: | Brass | AISI 316 |
| Plug: | Steel Nickel Plated | AISI 316 |
| Seals: | NBR | VITON |

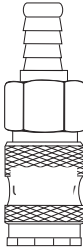
Max. Pressure: 35 Bar

Temp. range: -20 °C - +100 °C

Flow: 1100 l/min

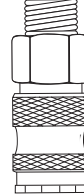


Coupling
Hose Barb



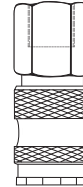
| | |
|--------|------|
| 231006 | 6mm |
| 231008 | 8mm |
| 231009 | 9mm |
| 231010 | 10mm |
| 231013 | 13mm |

Coupling
Tapered Male Threads



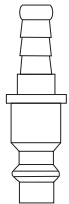
| | |
|--------|------|
| 231113 | 1/4" |
| 231117 | 3/8" |
| 231121 | 1/2" |

Coupling
Female Threads




| | |
|--------|------|
| 231213 | 1/4" |
| 231217 | 3/8" |
| 231221 | 1/2" |

Plug
Hose Barb



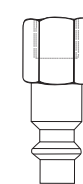
| | |
|--------|------|
| 235006 | 6mm |
| 235008 | 8mm |
| 235009 | 9mm |
| 235010 | 10mm |
| 235013 | 13mm |

Plug
Tapered Male Threads



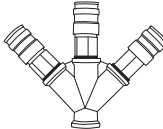
| | |
|--------|------|
| 235110 | 1/8" |
| 235113 | 1/4" |
| 235117 | 3/8" |
| 235121 | 1/2" |

Plug
Female Threads



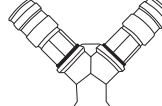
| | |
|--------|------|
| 235210 | 1/8" |
| 235213 | 1/4" |
| 235217 | 3/8" |
| 235221 | 1/2" |

Y-Coupling
3 outputs w/series 23



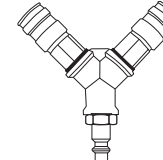
| | |
|--------|------|
| 23Y317 | 3/8" |
| 23Y321 | 1/2" |

Y-Coupling
2 outputs w/series 23



| | |
|--------|------|
| 23Y213 | 1/4" |
| 23Y217 | 3/8" |
| 23Y221 | 1/2" |

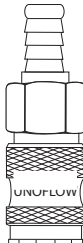
Y-Coupling
2 outputs w/series 23/ w/plug



| | |
|----------|------|
| 23Y21723 | 3/8" |
|----------|------|

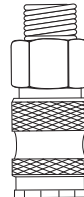
Stainless Steel AISI 316

Coupling
Hose Barb



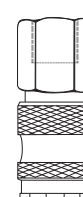
| | |
|----------|------|
| 231006EV | 6mm |
| 231008EV | 8mm |
| 231009EV | 9mm |
| 231010EV | 10mm |
| 231013EV | 13mm |

Coupling
Tapered Male Threads




| | |
|----------|------|
| 231113EV | 1/4" |
| 231117EV | 3/8" |
| 231121EV | 1/2" |

Coupling
Female Threads



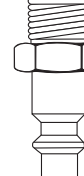
| | |
|----------|------|
| 231213EV | 1/4" |
| 231217EV | 3/8" |
| 231221EV | 1/2" |

Plug
Hose Barb



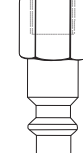
| | |
|---------|------|
| 235006E | 6mm |
| 235008E | 8mm |
| 235009E | 9mm |
| 235010E | 10mm |
| 235013E | 13mm |

Plug
Tapered Male Threads



| | |
|---------|------|
| 235113E | 1/4" |
| 235117E | 3/8" |
| 235121E | 1/2" |

Plug
Female Threads

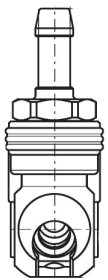


| | |
|---------|------|
| 235213E | 1/4" |
| 235217E | 3/8" |
| 235221E | 1/2" |




SWING SAFETY COUPLING
- SAFETY SWING FOR VENTING AND DISCONNECT

| | | | |
|----------------------|---------------------|----------------------------|---------------------|
| Material: | Standard | Interchangeability: | Rectus 23, Cejn 310 |
| Coupler Body: | Steel Nickel Plated | Max. Pressure: | 15 Bar |
| Back part: | Aluminium | Temp. range: | -20 °C - +100 °C |
| Seals: | NBR | Flow: | 900 l/min |



Coupling
Hose Barb

| Art. No. | Dim |
|------------|------|
| 23S1006-SC | 6mm |
| 23S1008-SC | 8mm |
| 23S1010-SC | 10mm |



Coupling
Male Threads

| Art. No. | Dim |
|------------|------|
| 23S1113-SC | 1/4" |
| 23S1117-SC | 3/8" |
| 23S1121-SC | 1/2" |



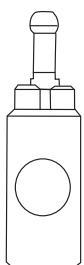
Coupling
Female Threads

| Art. No. | Dim |
|------------|------|
| 23S1213-SC | 1/4" |
| 23S1217-SC | 3/8" |
| 23S1221-SC | 1/2" |



PUSH BUTTON SAFETY COUPLING
SAFETY - 2 PUSH FOR DISCONNECT

| | | | |
|----------------------|---------------------|----------------------------|---------------------|
| Material: | Standard | Interchangeability: | Rectus 23, Cejn 310 |
| Coupler Body: | Steel Chrome Plated | Max. Pressure | 12 Bar |
| Inner part: | Aluminium - Eloxal | Temp. range: | -15 °C - +70 °C |
| Back part: | Brass Nickel Plated | Flow: | 900 l/min |
| Valve: | Steel chrome Plated | | |
| Seals: | NBR | | |



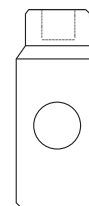
Coupling
Hose Barb 2 push button

| Art. No. | Dim |
|-----------|------|
| 23S1006-1 | 6mm |
| 23S1008-1 | 8mm |
| 23S1010-1 | 10mm |



Coupling
Tapered Male Threads 2 push button

| Art. No. | Dim |
|-----------|------|
| 23S1113-2 | 1/4" |
| 23S1117-2 | 3/8" |
| 23S1121-2 | 1/2" |



Coupling
Female Threads 2 push button

| Art. No. | Dim |
|-----------|------|
| 23S1213-2 | 1/4" |
| 23S1217-2 | 3/8" |
| 23S1221-2 | 1/2" |